

# EXCELLENCE



Fixed Output  
or DALI



>50,000 hrs  
at L80B10



L100/CLO  
optional



PowerFactor  
>0.9



Philips  
Fortimo




Philips  
Xitanium



SimpleSet  
Ready

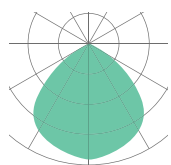
## ABOUT THE EXCELLENCE

The Excellence is a premium lighting line with a unique low UGR (Unified Glare Rate) of 17. This means that there is minimal glare when looking directly at the luminaire. This is made possible through the application of specially designed lens optics. The use of this lens optics also ensures that there is virtually no light loss. The units of the Excellence come in standard dimensions, but if desired, we can provide the lighting line with a custom-made end piece. If emergency lighting is required, it can be integrated into the lighting line, both centrally and decentrally. It is not necessary to fully occupy the lighting line: we can also provide blind sections, reducing the number of units in a line. The premium lighting line offers many options.

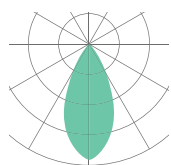


CE IP40 UGR17

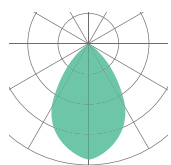
## FOTOMETRIC DATA



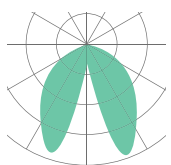
90°



30°

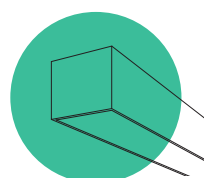


Rack aisle



Supermarket

## DIMENSIONS



Height: 61 mm  
Width: 73 mm  
Length: variable

## AVAILABLE VERSIONS

CODE	SIZE CM	LUMEN	COLOR	WATT	LM/W	CRI	KELVIN
OC LL LE 1200 041 830	1200	4.181	830	24.2	173	>80	3000
OC LL LE 1200 044 840	1200	4.400	840	24.2	182	>80	4000
OC LL LE 1200 044 850	1200	4.446	850	24.2	148	>80	5000
OC LL LE 1200 041 930	1200	4.176	930	29.7	140	>90	3000
OC LL LE 1200 044 940	1200	4.400	940	29.7	148	>90	4000
OC LL LE 1500 052 830	1500	5.226	830	30.2	173	>80	3000
OC LL LE 1500 055 840	1500	5.500	840	30.2	182	>80	4000
OC LL LE 1500 055 850	1500	5.558	850	30.2	184	>80	5000
OC LL LE 1500 052 930	1500	5.220	930	37.2	140	>90	3000
OC LL LE 1500 055 940	1500	5.500	940	37.2	148	>90	4000
OC LL LE 2400 083 830	2400	8.362	830	48.3	173	>80	3000
OC LL LE 2400 088 840	2400	8.800	840	48.3	182	>80	4000
OC LL LE 2400 088 850	2400	8.892	850	48.3	184	>80	5000
OC LL LE 2400 083 930	2400	8.352	930	59.5	140	>90	3000
OC LL LE 2400 088 940	2400	8.800	940	59.5	148	>90	4000
OC LL LE 3000 104 830	3000	10.453	830	60.4	173	>80	3000
OC LL LE 3000 110 840	3000	11.000	840	60.4	182	>80	4000
OC LL LE 3000 111 850	3000	11.115	850	60.4	184	>80	5000
OC LL LE 3000 104 930	3000	10.440	930	74.3	140	>90	3000
OC LL LE 3000 110 940	3000	11.000	940	74.3	148	>90	4000

The table displays the maximum output per unit. Lower light outputs can always be set according to preference.